



APEX ESG RATINGS AND ADVISORY

Carbon Footprint Report
Sambro International Limited
2019/01/01 - 2019/12/31



Carbon Footprint Report



Company: Sambro International Limited
Headquarters: United Kingdom
Sector: Consumer Discretionary
Full Time Employees: 227 | **Currency:** British Pound

Total emissions reported: **804.21 tCO2e**

Reporting period: 2019/01/01 - 2019/12/31

Scope 1 Emissions: direct emissions from owned or controlled sources, e.g. fuel burned on-site for power.

Scope 2 Emissions: indirect emissions from the generation of purchased energy consumed by the entity, e.g. electricity used for air conditioning.

Scope 3 Emissions: includes all other indirect emissions that occur due to an entities activity, e.g. waste produced.

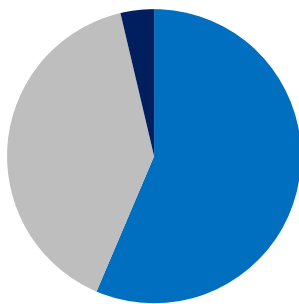
Scope Other: emissions not covered in the above, such as transmission and distribution losses.

Scope	tCO2e	% of total
Scope 1	453.61	56.40%
Scope 2	321.02	39.90%
Scope Other	29.58	3.70%

2019/01/01 - 2019/12/31 Emissions Intensity by Scope

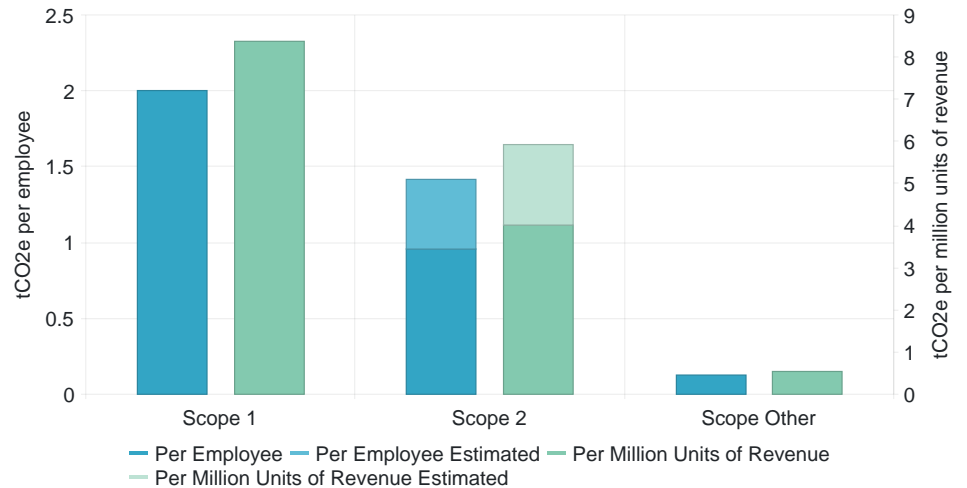
The breakdown below indicates the emissions intensity by scope for the company. **Emissions intensity is defined as the CO2e emissions normalized to either the number of employees or million units of revenue.**

Emission breakdown by scope as a share of total emissions reported



— Scope 1 — Scope 2 — Scope Other

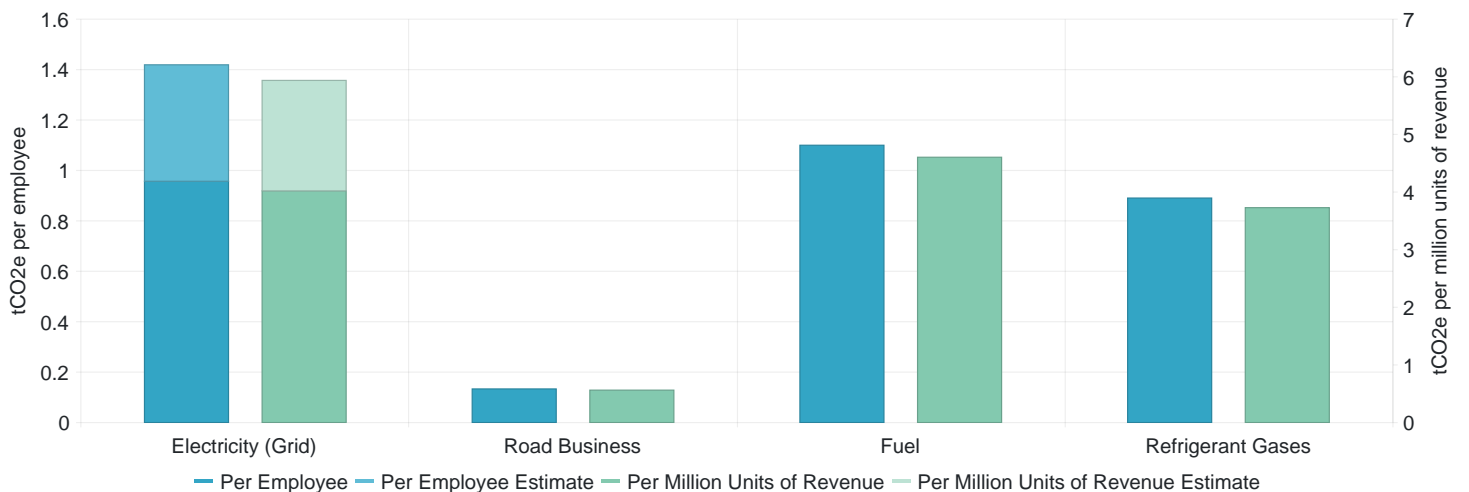
Emissions intensity by scope based on data provided



2019/01/01 - 2019/12/31 Emissions Intensity by Source

The breakdown below indicates the **emissions intensity by different sources reported and categorized by relevant scope**. Each source of emissions has been normalized by employee and million units of revenue.

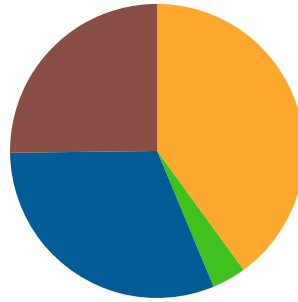
Emissions intensity by source based on data provided



2019/01/01 - 2019/12/31 Emissions Reported by Source

The information below first outlines the data coverage across the different emission sources. Following such, across each emissions source where data has been provided there is the full breakdown of total emissions, emissions intensities, as well as the percentage change from the previous year.

Emission breakdown by scope as a share of total emissions reported



— Electricity (Grid) — Road Business — Fuel — Refrigerant Gases

Data Source	Scope	tCO2e	% change from previous year	tCO2e / employee	% change from previous year	tCO2e / million units of revenue	% change from previous year	% reported emissions
Electricity (Grid)	2	321.64	N/A	1.42	N/A	5.93	N/A	40.00%
Fuel	1	249.92	N/A	1.10	N/A	4.61	N/A	31.10%
Refrigerant Gases	1	202.66	N/A	0.89	N/A	3.74	N/A	25.20%
Road Business	1	29.99	N/A	0.13	N/A	0.55	N/A	3.70%

2019/01/01 - 2019/12/31 Emissions data coverage

Data Source	Data Provided	Data Source	Data Provided
Fuel	Yes	Road Commuter	No
Electricity (Grid)	Yes	Marine Commuter	No
Electricity (Non-Grid)	No	Air Freight	No
Heat (Grid)	No	Rail Freight	No
Heat (Non-Grid)	No	Road Freight	No
Air Business	No	Marine Freight	No
Rail Business	No	Refrigerant Gases	Yes
Road Business	Yes	Waste	No
Marine Business	No	Water	No
Air Commuter	No	Hotels	No
Rail Commuter	No	Supply Chain Spend	No



APEX ESG SERVICES

Apex ESG Ratings and Advisory was established to satisfy the urgent market need for a high quality, global, end-to-end ESG solution set for the private markets. We deliver meaningful, measurable change for LPs, GPs, and portfolio companies with best-in-class ESG analytics tools for data collection, benchmarking and improvement that positively impact business today for a sustainable tomorrow.

Our multi-award-winning services are delivering into over 50 countries for investment managers and companies, with an ecosystem of more than 1 million employees. We offer a unique combination of superb client service, tailored software, flexible product choices, and independently verified ESG data and reporting, which is cost effective and at scale.

ESG Health Check

- Streamlined ESG overview of investments.
- 30+ easy-to-answer data points, quick and efficient.
- Add unlimited custom KPIs.
- Aligned to SFDR, ILPA, TCFD and more.
- Benchmark against sector peers.
- Individual company support and independent data verification.

ESG Rating, Reporting & Benchmarking

- Comprehensive assessment of investments.
- Up to 300+ individual data points.
- Benchmark against 12+ best-in-class ESG standards, sector peers, UN SDGs and performance over time.
- Live incident reporting and reputational risk analysis.
- Individual company support and independent data verification.

Gap Analysis and Advisory

- Expert recommendations, frameworks and policies to make impactful ESG improvement.
- Tailored teach-ins and reports sensitive to size, sector and geography.

Carbon Footprint

- Assess climate impact based on internationally - recognized frameworks.
- Calculate Scope 1, Scope 2 and Scope 3 sources of emissions to understand complete carbon footprint.
- Strategic roadmap for improvement and carbon neutrality.

ESG Linked Debt

- Second party opinions on sustainability-linked loans.
- Collection and independent assessment of borrower data to track KPI performance.
- Performance reports for lender review and publication.

ESG Invest Check

- For investment managers to align to key ESG regulations and leading standards in the financial sector.
- 30+ questions focused on the investment cycle.
- Improve ESG investment policies and approaches based on best practice and raise more capital.

ESG Keystone

- Compliance with regulations and adherence to standards.
- Policy advice, regulatory guidance and drafting submissions.

About Apex Group

- A global provider setting new industry benchmarks and redefining expectations.
- Providing the broadest, most progressive range of solutions from a single-source.
- 8,000+ people across 50+ offices delivering tailored solutions locally.
- A catalyst for positive change in the industry, striving to create a more sustainable future.
- We are more than just a financial services provider, we drive long-lasting, impactful change for people and planet.

For more information, please contact us: esgenquiries@apexfs.com

apexgroup.com

[Disclaimer](#)

